



How To Vote

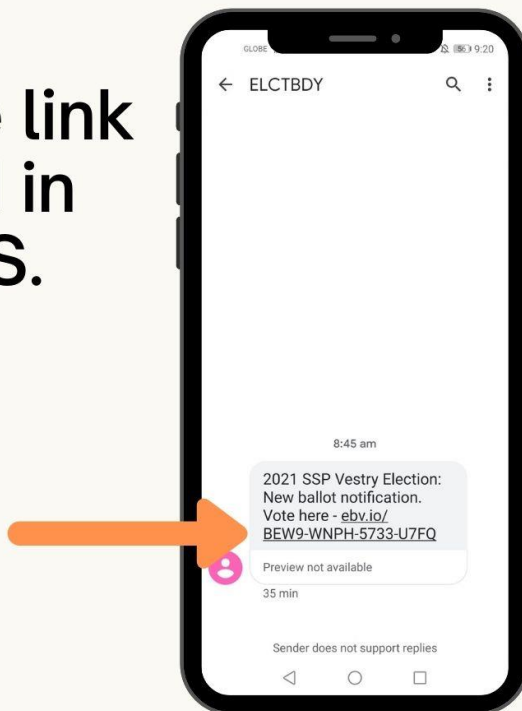


via Smart Phone

IN 5 EASY STEPS

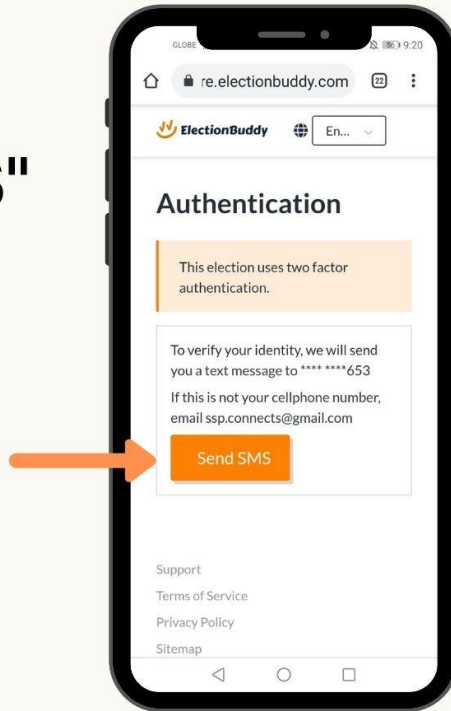
STEP 1

Click the link provided in your SMS.



STEP 2

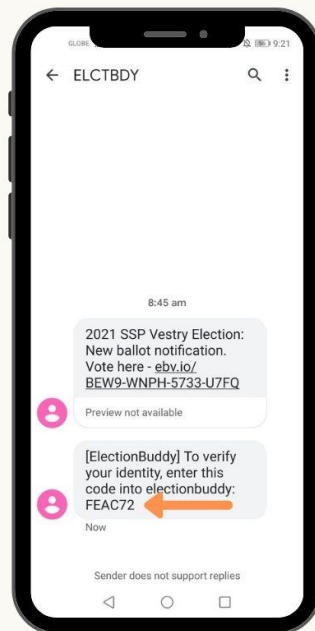
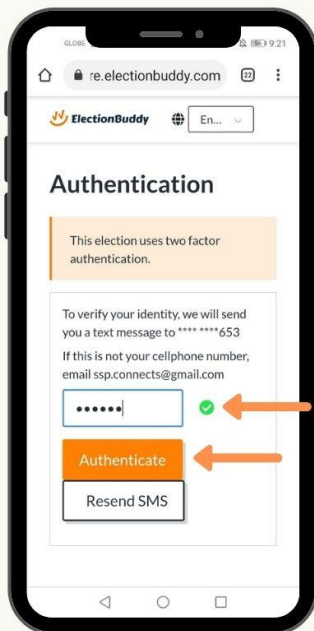
Click
"Send SMS"
for your
One-Time
Password
(OTP)



 2021 Vestry Election

STEP 3

Type in the OTP you
received from your SMS.
Click "Authenticate".



 2021 Vestry Election

If you encounter an already typed-in OTP, delete it & input the OTP you received from your SMS.

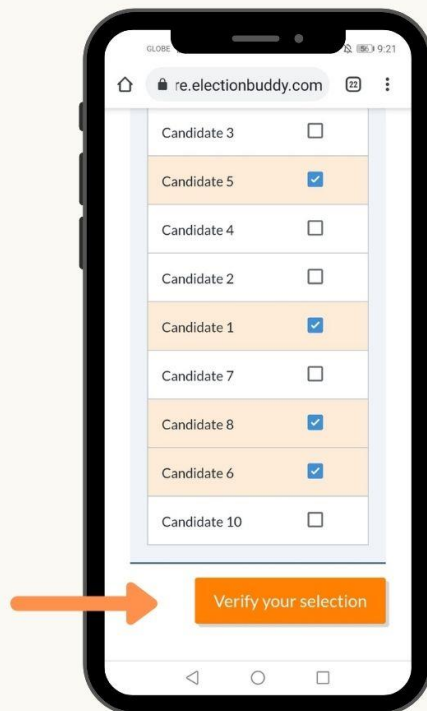


 2021 Vestry Election

STEP 4

Choose 5 candidates and click "Verify"

You must choose exactly 5 candidates to proceed.

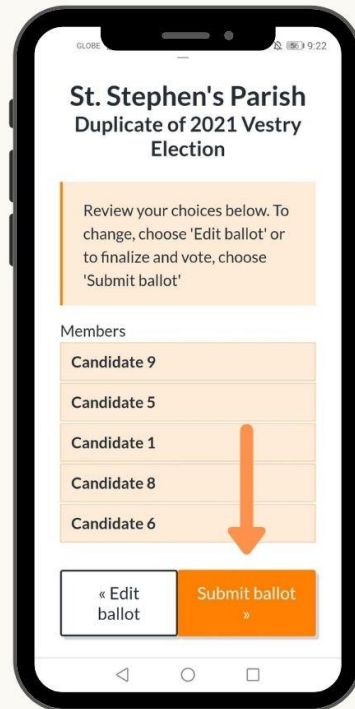



 2021 Vestry Election

STEP 5

Review your ballot and click "Submit"

You will receive an email confirmation that your ballot has been received.



 2021 Vestry Election



St. Stephen's Parish

2021 Vestry Election

How To Vote

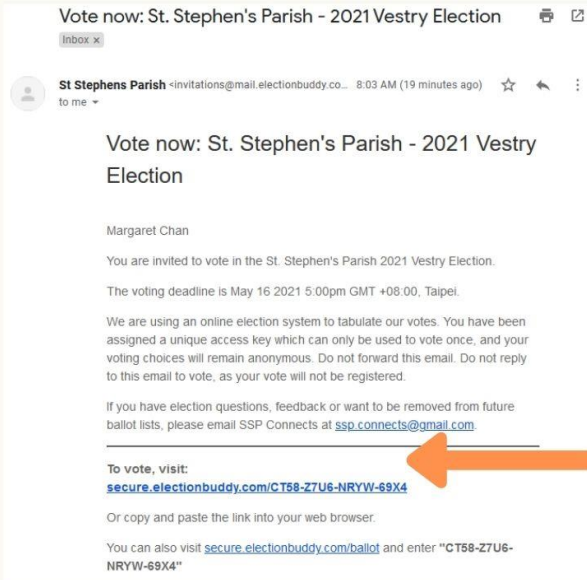
via Computer



IN 5 EASY STEPS

STEP 1

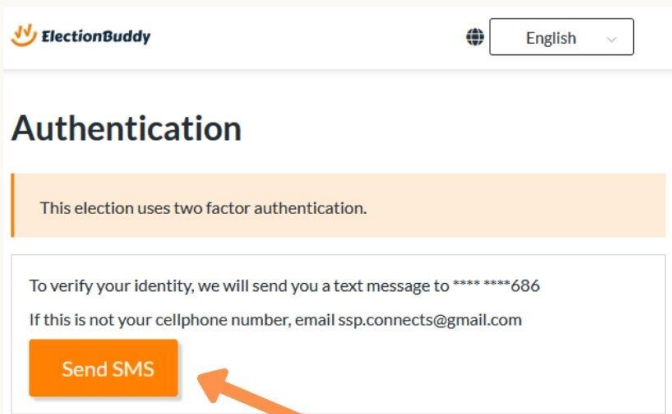
Read your email and click the link to vote.




 2021 Vestry Election

STEP 2

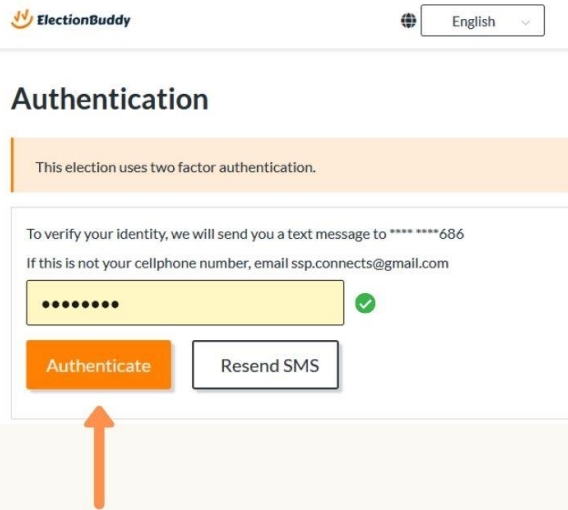
Click "Send SMS" for your One-Time Password (OTP)



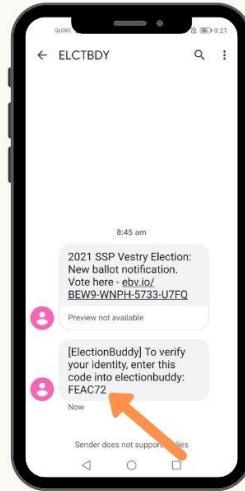
 2021 Vestry Election

STEP 3

Type in the OTP you received from your SMS.
Click "Authenticate".



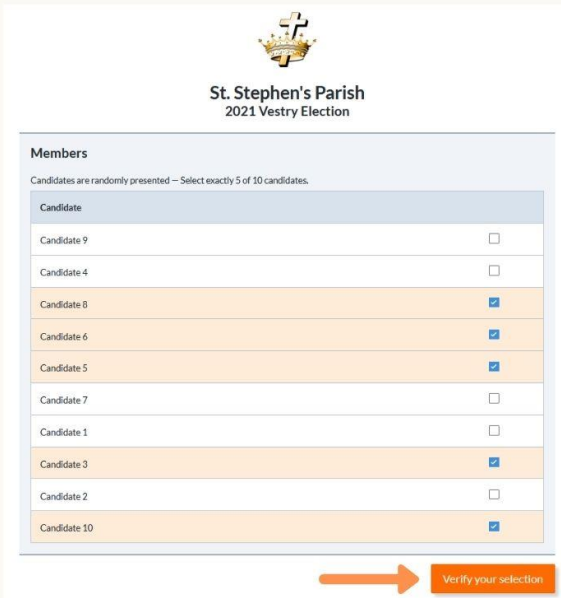
The screenshot shows the ElectionBuddy Authentication page. At the top, it says "This election uses two factor authentication." Below that, it states "To verify your identity, we will send you a text message to *****686. If this is not your cellphone number, email ssp.connects@gmail.com". There is a yellow input field containing seven dots, followed by a green checkmark icon. Below the input field are two buttons: "Authenticate" (orange) and "Resend SMS" (white with a grey border). An orange arrow points to the "Authenticate" button.



2021 Vestry Election

STEP 4

Choose 5 candidates
and click "Verify"



The screenshot shows the "Members" selection screen for the St. Stephen's Parish 2021 Vestry Election. It says "Candidates are randomly presented – Select exactly 5 of 10 candidates." Below this is a table with 10 candidates. The first five candidates (Candidate 9, Candidate 4, Candidate 8, Candidate 6, and Candidate 5) are highlighted in orange and have their selection checkboxes checked. The next five candidates (Candidate 7, Candidate 1, Candidate 3, Candidate 2, and Candidate 10) are in white and have their selection checkboxes unchecked. An orange arrow points to the "Verify your selection" button at the bottom right.

Candidate	Selected
Candidate 9	<input type="checkbox"/>
Candidate 4	<input type="checkbox"/>
Candidate 8	<input checked="" type="checkbox"/>
Candidate 6	<input checked="" type="checkbox"/>
Candidate 5	<input checked="" type="checkbox"/>
Candidate 7	<input type="checkbox"/>
Candidate 1	<input type="checkbox"/>
Candidate 3	<input checked="" type="checkbox"/>
Candidate 2	<input type="checkbox"/>
Candidate 10	<input checked="" type="checkbox"/>

2021 Vestry Election

STEP 5

Review your ballot and click "Submit"



St. Stephen's Parish
2021 Vestry Election

Review your choices below. To change, choose 'Edit ballot' or to finalize and vote, choose 'Submit ballot'

Members

Candidate 8
Candidate 6
Candidate 5
Candidate 3
Candidate 10

[« Edit ballot](#)  [Submit ballot »](#)

For any questions or concerns, feel free to contact our Church Office at 8255-2679 to 81 and 8529-2346.